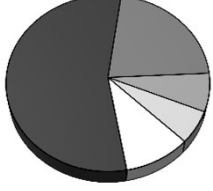
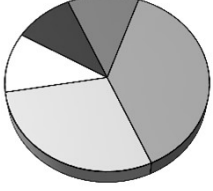
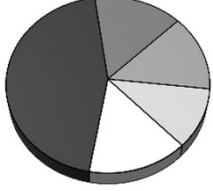
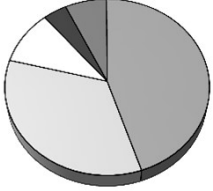
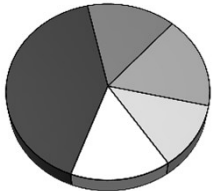
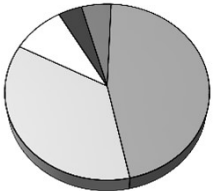
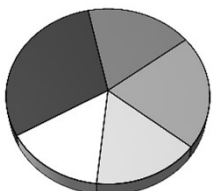

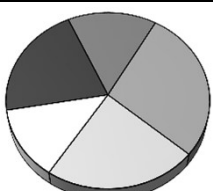
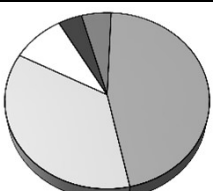
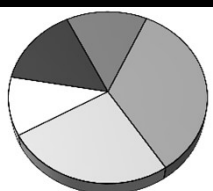
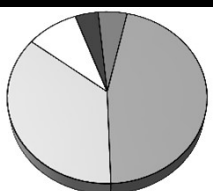




CCOERA Target Date Funds

To make changes, call (800) 352-0313 or Log on to Your Account at www.ccoera.org*

<p>CCOERA TDF Income</p>  <ul style="list-style-type: none"> ■ Stable Value 55% ■ Bonds 22% ■ US Equity 7% ■ Intl Equity 6% ■ Alternatives 10% <p>Age Range: 76 or older</p>	<p>CCOERA TDF 2035</p>  <ul style="list-style-type: none"> ■ Stable Value 10% ■ Bonds 12% ■ US Equity 38% ■ Intl Equity 29% ■ Alternatives 11% <p>Age Range: 46-50</p>
<p>CCOERA TDF 2010</p>  <ul style="list-style-type: none"> ■ Stable Value 45% ■ Bonds 15% ■ US Equity 14% ■ Intl Equity 11% ■ Alternatives 15% <p>Age Range: 71-75</p>	<p>CCOERA TDF 2040</p>  <ul style="list-style-type: none"> ■ Stable Value 4% ■ Bonds 7% ■ US Equity 45% ■ Intl Equity 34% ■ Alternatives 10% <p>Age Range: 41-45</p>
<p>CCOERA TDF 2015</p>  <ul style="list-style-type: none"> ■ Stable Value 41% ■ Bonds 15% ■ US Equity 17% ■ Intl Equity 12% ■ Alternatives 15% <p>Age Range: 66-70</p>	<p>CCOERA TDF 2045</p>  <ul style="list-style-type: none"> ■ Stable Value 4% ■ Bonds 5% ■ US Equity 46% ■ Intl Equity 36% ■ Alternatives 9% <p>Age Range: 36-40</p>
<p>CCOERA TDF 2020</p>  <ul style="list-style-type: none"> ■ Stable Value 30% ■ Bonds 18% ■ US Equity 21% ■ Intl Equity 16% ■ Alternatives 15% <p>Age Range: 61-65</p>	<p>CCOERA TDF 2050</p>  <ul style="list-style-type: none"> ■ Stable Value 4% ■ Bonds 5% ■ US Equity 46% ■ Intl Equity 36% ■ Alternatives 9% <p>Age Range: 31-35</p>
<p>CCOERA TDF 2025</p>  <ul style="list-style-type: none"> ■ Stable Value 21% ■ Bonds 15% ■ US Equity 28% ■ Intl Equity 23% ■ Alternatives 13% <p>Age Range: 56-60</p>	<p>CCOERA TDF 2055</p>  <ul style="list-style-type: none"> ■ Stable Value 4% ■ Bonds 5% ■ US Equity 46% ■ Intl Equity 36% ■ Alternatives 9% <p>Age Range: 26-30</p>
<p>CCOERA TDF 2030</p>  <ul style="list-style-type: none"> ■ Stable Value 15% ■ Bonds 14% ■ US Equity 34% ■ Intl Equity 26% ■ Alternatives 11% <p>Age Range: 51-55</p>	<p>CCOERA TDF 2060</p>  <ul style="list-style-type: none"> ■ Stable Value 4% ■ Bonds 5% ■ US Equity 46% ■ Intl Equity 36% ■ Alternatives 9% <p>Age Range: 25 or younger</p>