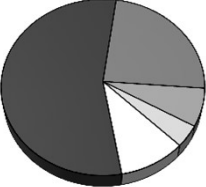
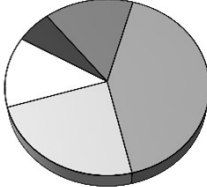
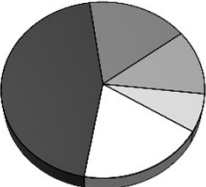
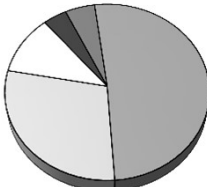
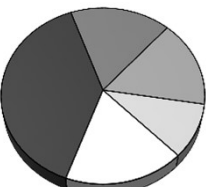

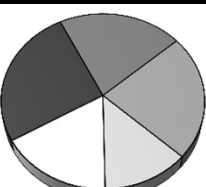
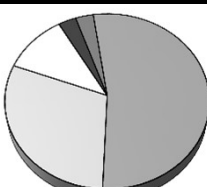
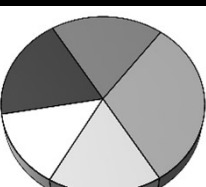
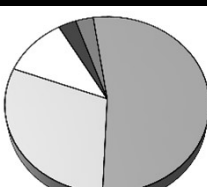

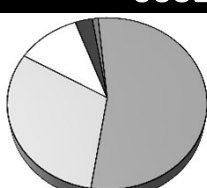




CCOERA Target Date Funds

To make changes, call (800) 352-0313 or Log on to Your Account at www.ccoera.org*

<p>CCOERA TDF Income</p>  <ul style="list-style-type: none"> ■ Stable Value 55% ■ Bonds 24% ■ US Equity 7% ■ Intl Equity 4% ■ Alternatives 10% <p>Age Range: 74 or older</p>	<p>CCOERA TDF 2035</p>  <ul style="list-style-type: none"> ■ Stable Value 6% ■ Bonds 15% ■ US Equity 42% ■ Intl Equity 24% ■ Alternatives 13% <p>Age Range: 44-48</p>
<p>CCOERA TDF 2010</p>  <ul style="list-style-type: none"> ■ Stable Value 45% ■ Bonds 17% ■ US Equity 12% ■ Intl Equity 7% ■ Alternatives 19% <p>Age Range: 69-73</p>	<p>CCOERA TDF 2040</p>  <ul style="list-style-type: none"> ■ Stable Value 4% ■ Bonds 5% ■ US Equity 51% ■ Intl Equity 29% ■ Alternatives 11% <p>Age Range: 39-43</p>
<p>CCOERA TDF 2015</p>  <ul style="list-style-type: none"> ■ Stable Value 39% ■ Bonds 17% ■ US Equity 16% ■ Intl Equity 10% ■ Alternatives 18% <p>Age Range: 64-68</p>	<p>CCOERA TDF 2045</p>  <ul style="list-style-type: none"> ■ Stable Value 3% ■ Bonds 4% ■ US Equity 53% ■ Intl Equity 29% ■ Alternatives 11% <p>Age Range: 34-38</p>
<p>CCOERA TDF 2020</p>  <ul style="list-style-type: none"> ■ Stable Value 26% ■ Bonds 21% ■ US Equity 23% ■ Intl Equity 13% ■ Alternatives 17% <p>Age Range: 59-63</p>	<p>CCOERA TDF 2050</p>  <ul style="list-style-type: none"> ■ Stable Value 3% ■ Bonds 3% ■ US Equity 53% ■ Intl Equity 30% ■ Alternatives 11% <p>Age Range: 29-33</p>
<p>CCOERA TDF 2025</p>  <ul style="list-style-type: none"> ■ Stable Value 19% ■ Bonds 19% ■ US Equity 31% ■ Intl Equity 17% ■ Alternatives 14% <p>Age Range: 54-58</p>	<p>CCOERA TDF 2055</p>  <ul style="list-style-type: none"> ■ Stable Value 3% ■ Bonds 3% ■ US Equity 53% ■ Intl Equity 30% ■ Alternatives 11% <p>Age Range: 24-28</p>
<p>CCOERA TDF 2030</p>  <ul style="list-style-type: none"> ■ Stable Value 12% ■ Bonds 17% ■ US Equity 37% ■ Intl Equity 21% ■ Alternatives 13% <p>Age Range: 49-53</p>	<p>CCOERA TDF 2060</p>  <ul style="list-style-type: none"> ■ Stable Value 3% ■ Bonds 1% ■ US Equity 54% ■ Intl Equity 31% ■ Alternatives 11% <p>Age Range: 23 or younger</p>